

IBOOLLO DERMATOSCOPE BROCHURE



We want to leverage our expertise in optical fields,
to create medical lenses that benefit humanity.



IBOOL MEDICAL LENS

We are founded in 2012, is one of the world's leading supplier of smartphone lens. We started and focused on making high-end phone lens for many years ...

But now we do more than that, we want to use our extensive experience and knowledge to make some high quality and affordable dermascope to meet the needs of more people and arouse people's attention to skin problems.



[About Us](#)

[Dermatoscope](#)

[Accessory](#)

[DE-4100](#)

[DE-3100](#)

[DE-500](#)

[DE-400](#)

[DE-300](#)

[DE-315](#)

[Comparison](#)

[Contact Us](#)



DE-4100 DERMATOSCOPE

The DE-4100 dermatoscope is for dermatologists who demand to diagnose skin lesions by eyes, but also want a lightweight device they can take anywhere and use for taking high-quality skin photos.



DE-4100 PRO DERMATOSCOPE

An enhanced version of the DE-4100. This device adds 4 365nm UV LED lights for UV dermoscopic examination.



DE-3100 DERMATOSCOPE

The DE-3100 Dermatoscope is designed for skin lesion diagnosis. It's a handheld dermatoscope, but it contains a universal phone connection kit to connect with any smartphone to capture images.



DE-3100 PRO DERMATOSCOPE

An enhanced version of the DE-3100. This device changed the original amber LED lights to 4 365nm UV LED lights for UV dermoscopic examination.



DE-500 DERMATOSCOPE

As an enhanced version of smartphone dermatoscope. This device adds 4 365nm UV LED lights for UV dermoscopic examination. Furthermore, The DE-500 upgraded the polarization light.



DE-400 DERMATOSCOPE

The DE-400 Dermatoscope is a 10 times smartphone dermatoscope, this device is used for early diagnosis of malignant melanoma and other dermatological examinations.



DE-300 DERMATOSCOPE

The DE-300 Dermatoscope is a 6 times smartphone dermatoscope, this device is used for early diagnosis of malignant melanoma and other dermatological examinations.



DE-315 WOODS LAMP

The DE-315 Woods Lamp is designed for fungal infection and skin pigmentation detection. The device has 10 365 nm UV and 10 405nm UV LED lights for UV dermoscopic examination.



DE-215 WOODS LAMP

The DE-215 Woods Lamp is designed for fungal infection and skin pigmentation detection. The device has 5 365 nm UV and 15 white LED lights for UV dermoscopic examination.



PHONE ADAPTER

It's universal and able to connect with any smartphone to capture images.



CAMERA ADAPTER

The dermatoscope is able to attach camera with the help of a magnetic ring.

SMALL CONTACT PLATE

It can be used to detect difficulty access pigmented lesions, such as nails and narrow areas.



BACK UP BATTERY

Replacement battery for DE-4100 dermatoscope.

PHONE COVER

It can mount your dermatoscope and take pictures more conveniently.



Portable DE-4100 Dermatoscope



With magnet snap on and off,
the dermatoscope can be installed
on any smartphone in 5 seconds.

Sharp & Precise

Superior optical system (optimized for the latest iPhone). Minimize lens distortion to 5% better than any dermatoscope in its class. Made from premium multi-coated and multi-element optics, the imaging performance is the best in the market.




See Deeper


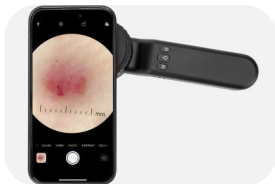
The polarized light can help to eliminate surface reflection and allow visualization of vascular structures. The instrument allows for visualization for deeper skin structures, such as blood vessels, collagen, and pigment in the dermis.

Under Naked Eye

Our dermoscopy is designed to support you in this endeavor - enhance a doctor's view of the skin as much as possible.

Dermatoscopes are handy tools for spotting skin cancer, but also help check out common skin issues in daily practice.





Technical Information

Model	DE-4100
Material	Aluminum & Glass
Optical Design	All glass, 4 elements 3 groups, anti-reflection coating
Lens Diameter	40mm(front); 32mm(rear)
Magnification	10X
Distortion	5%
Polarization	Non Polarization & Polarization & Amber Light
Resolution	300 LP/MM(Axis) 250 LP/MM(Edge)
LED Type	SMD LED beads
Battery Capacity	1000mAh Lithium ion
Charging	USB-C
Working Time	6-8 hours
Focal Length	15-25mm



What's in The Box

- DE-4100 Dermatoscope
- Universal Phone Adapter
- Magnetic Ring
- USB-C Charging Cable
- Carrying Case
- Clean Cloth
- User Manual

DE-4100



same

Polarized, Non Polarized, Amber

10 times

32mm

1000mAh

skin lesion diagnosis



DE-4100 PRO



same

Polarized, Non Polarized, Amber,
365nm UV light

10 times

32mm

1000mAh

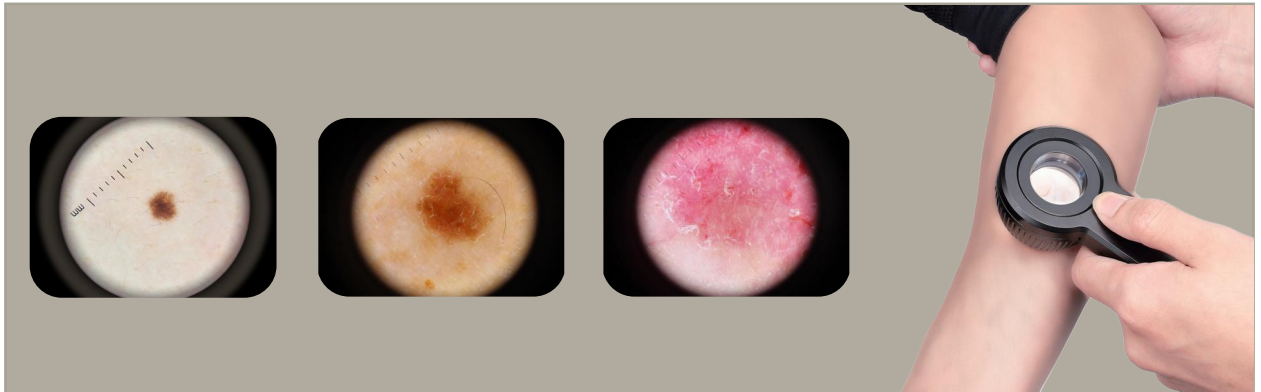
skin lesion, fungal infection and
skin pigmentation detection



- OPTICAL DESIGN
- LIGHTING SYSTEM
- MAGNIFICATION
- LENS DIAMETER
- BATTERY
- APPLICATION
- COST

Handheld High Quality DE-3100 Dermatoscope

The DE-3100 dermatoscope is a medical microscope designed for skin lesion diagnosis. It's a handheld dermatoscope, but it contains a universal phone adapter meaning convenient to connect with any smartphone or tablet to capture images. Build with 4K resolution optics, 10X magnification and 30mm wide field of view — the DE-3100 is perhaps the most super value dermatoscope we've ever seen.





Pro-Level Features

Superior optical system (optimized for the latest iPhone). Minimize lens distortion to 5%, better than any dermatoscope in its class.

Excellent colour rendering.

The polarized light can help to eliminate surface reflection and allow visualization of vascular structures. The instrument allows for visualization for deeper skin structures, such as blood vessels, collagen, and pigment in the dermis.

Able to attach on smartphone's camera to capture skin lesion images.



Technical Information

Model	DE-3100
Material	Aluminum & Glass
Optical Design	All glass, 4 elements 3 groups, anti-reflection coating
Lens Diameter	32mm(front); 25mm(rear)
Magnification	10X
Distortion	8%
Polarization	Non Polarization & Polarization & Amber Light
Resolution	300 LP/MM(Axis) 250 LP/MM(Edge)
LED Type	SMD LED beads
Battery Capacity	1000mAh Lithium ion
Charging	USB-C
Working Time	6-8 hours
Focal Length	12-20mm



What's in The Box

- DE-3100 Dermatoscope
- Universal Phone Adapter
- Magnetic Ring
- USB-C Charging Cable
- Carrying Case
- Clean Cloth
- User Manual

DE-3100



same

Polarized, Non Polarized, Amber

10 times

30mm

1000mAh

skin lesion diagnosis



DE-3100 PRO



same

Polarized, Non Polarized, UV

10 times

30mm

1000mAh

skin lesion, fungal infection and
skin pigmentation detection



- OPTICAL DESIGN
- LIGHTING SYSTEM
- MAGNIFICATION
- LENS DIAMETER
- BATTERY
- APPLICATION
- COST

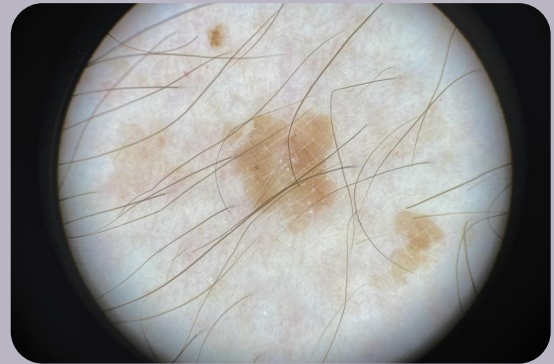
Smartphone DE-500 Dermatoscope



With enhanced polarized lighting system and magnetic phone adapter. The DE-500 is the best smartphone dermatoscope for skin lesion photograph.

Cross Polarization

The polarized light can help to eliminate surface reflection and allow visualization of vascular structures. The instrument allows for visualization for deeper skin structures, such as blood vessels, collagen, and pigment in the dermis.



Technical Information



Model	DE-500
Material	Aluminum & Glass
Optical Design	All glass, 4 elements 3 groups, anti-reflection coating
Lens Diameter	25mm(front); 15mm(rear)
Magnification	10X
Distortion	5%
Polarization	Non Polarization & Polarization & UV Light
Resolution	300 LP/MM(Axis) 250 LP/MM(Edge)
LED Type	SMD LED beads
Battery Capacity	200mAh Lithium ion
Charging	USB-C
Working Time	60 minutes
Focal Length	25-30mm



What's in The Box


- DE-500 Dermatoscope
- Universal Magnetic Lens Clip
- USB-C Charging Cable
- Carrying Case
- Clean Cloth
- User Manual

Smartphone Polarized DE-400 Dermatoscope

The DE-400 is a smartphone dermatoscope. It contains a universal phone adapter meaning convenient to connect with any smartphone or tablet to capture images.

With its specialized polarized and non-polarized light system, it allows for clearer, more precise, and detailed examination of the colors, shapes, and textures of skin lesions.





Technical Information

Model	DE-400
Material	Aluminum & Glass
Optical Design	All glass, 4 elements 3 groups, anti-reflection coating
Lens Diameter	46mm(front); 17mm(rear)
Magnification	10X
Distortion	8%
Polarization	Non Polarization & Polarization
Resolution	300 LP/MM(Axis) 250 LP/MM(Edge)
LED Type	SMD LED beads
Battery Capacity	200mAh Lithium ion
Charging	USB-C
Working Time	60 minutes
Focal Length	12-15mm



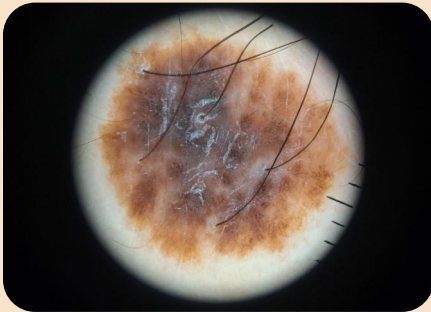
What's in The Box

- DE-400 Dermatoscope
- Universal Lens Clip
- Metal Lens Clip
- USB-C Charging Cable
- Carrying Case
- Clean Cloth
- User Manual

Universal Smartphone DE-300 Dermatoscope

The DE-300 is a smartphone dermatoscope. It contains a universal phone adapter meaning convenient to connect with any smartphone or tablet to capture images.

With its specialized polarized and non-polarized light system, it allows for clearer, more precise, and detailed examination of the colors, shapes, and textures of skin lesions.





Technical Information

Model	DE-300
Material	Aluminum & Glass
Optical Design	All glass, 4 elements 3 groups, anti-reflection coating
Lens Diameter	30mm(front); 17mm(rear)
Magnification	6X
Distortion	8%
Polarization	Non Polarization & Polarization
Resolution	300 LP/MM(Axis) 250 LP/MM(Edge)
LED Type	SMD LED beads
Battery Capacity	200mAh Lithium ion
Charging	USB-C
Working Time	90 minutes
Focal Length	12-15mm



What's in The Box

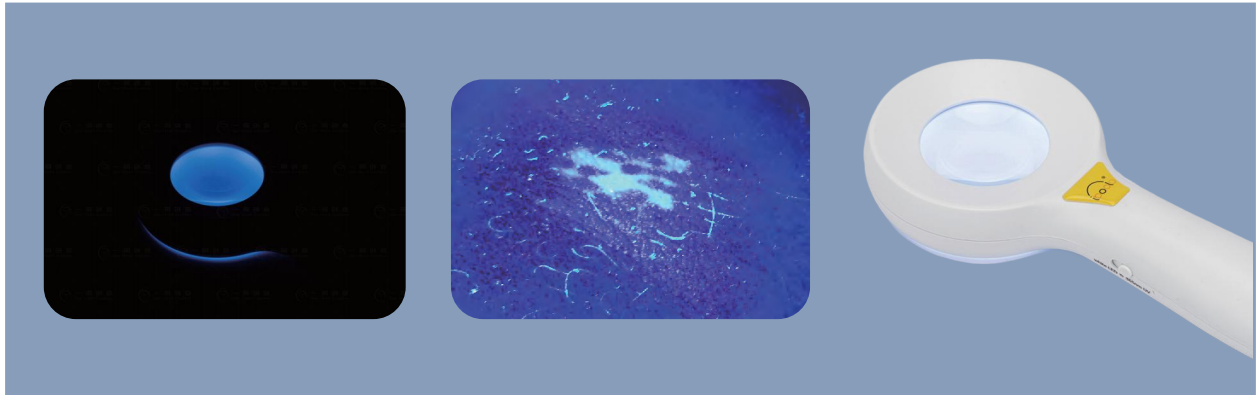
- DE-300 Dermatoscope
- Universal Lens Clip
- Metal Lens Clip
- USB-C Charging Cable
- Carrying Case
- Clean Cloth
- User Manual

Dermatology

UV 365nm & 405nm DE-315 Woods Lamp

A Wood's lamp is an instrument that uses transillumination (light) to detect bacterial or fungal skin infections. It can also detect skin pigment disorders such as vitiligo and other skin irregularities.

The DE-315 Woods Lamp is designed for fungal infection and skin pigmentation detection. The device has 10 365 nm UV and 10 405nm UV LED lights for UV dermoscopic examination.






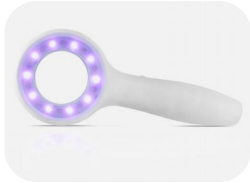
Pro-Level Features

Superior optical system. The 50mm lens diameter design make sure there's no unnecessary corners and gaps to catch hair or scales in. 4.5 times Magnification and minimize lens distortion to 5%.

405nm UV Light:Fluorescence Excitation.

365nm UV Light:A Wood's lamp has broadband light sources that emit light at wavelengths between 320nm and 400nm, with a peak at 365nm.

2000mAh Battery: Offering up to 6 hours long time and stable diagnosis.



Technical Information

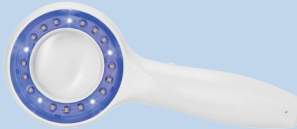
Model	DE-315
Material	Plastic & Glass
Optical Design	All glass, 1 element 1 group, anti-reflection coating
Lens Diameter	50mm(front); 50mm(rear)
Magnification	4.5X
Distortion	5%
Ultraviolet Wave	10 LEDs 365nm UV, 10 LEDs 405nm UV
Resolution	300 LP/MM(Axis) 250 LP/MM(Edge)
LED Type	SMD LED beads
Battery Capacity	2000mAh Lithium ion
Charging	USB-C
Working Time	6-8 hours
Distance	15-30cm



What's in The Box

- DE-315 Woods Lamp
- Fabric Shade
- USB-C Charging Cable
- Clean Cloth
- User Manual

DE-215



● OPTICAL DESIGN

same

● ULTRA VIOLET

365nm

● LEDS

5 365nm UV, 15 white light

● MAGNIFICATION

4.5 times

● LENS DIAMETER

50mm

● BATTERY

2000mAh

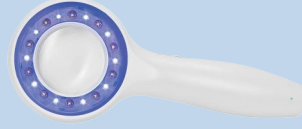
● APPLICATION

skin bacterial, fungal infection
and pigmentation detection

● COST



DE-315



same

365nm & 405nm

10 365nm UV, 10 405nm UV

4.5 times

50mm

2000mAh

skin bacterial, fungal infection
and pigmentation detection



DE-4100



DE-3100



DE-500



DE-400



OPTICAL DESIGN

4 elements 3 groups

4 elements 3 groups

4 elements 3 groups

4 elements 3 groups

LENS DIAMETER

48mm/32mm

32mm/25mm

25mm/17mm

46mm/17mm

MAGNIFICATION

10 times

10 times

10 times

10 times

LIGHTING SYSTEM

22 LEDs, polarise, non polarise, amber light

30 LEDs, polarise, non polarise, amber light

16 LEDs, polarise, non polarise, UV light

12 LEDs, polarization, non polarization

BATTERY

1000mAh

1000mAh

200mAh

200mAh

CONNECTABILITY

naked eye, phone, tablet, digital camera

naked eye, phone, tablet, digital camera

smartphone & tablet

smartphone & tablet

ADJUSTABLE

focus & brightness

focus

brightness

non adjustable

COST



CONTACT US

✉ info@iboolooptics.com

🔍 www.iboolo.com

📷 @iboolomedical

📘 @iboolomedical

▶ @iboolomedical



IBOOL DERMATOSCOPE BROCHURE

To offer innovative
& affordable dermascopes.